



906-13W Series Thermostat

All 906 Series Thermostat assemblies include all mounting hardware for 1) direct to wall mounting, and 2)-electrical box cover mounting. (Color coded flying leads are standard.)

The Thermostat cover and component parts are injection molded, non-conductive, self-extinguishing white ABS material. The 906 Series Thermostat cover is a white ribbed, ventilated, self-locking tamperproof case.

The discrete 10K thermistor provides a 19 sec./C° time constant which assures fast temperature response. The LM34 integrated circuit sensor is available for extended temperature ranges and provides 10 mV/°F linear response.

### Features and Benefits

- Locking thermostat cover
- Thermostat base
- Wall cover mounting plate
- Hardware for surface or cover plate mounting
- Visible or Hidden setpoint range
- Self extinguishing ABS case

### Description

The 906 Series electronic thermostats are used with the 744, 901-D, 902, and 903 Series Controllers. The Thermostat's sensor supplies either a 10K or mV signal that is proportional to variations in temperature. This proportional signal is the input to the special purpose HCC control logic. The 906 Series Thermostats are available in two configurations:

1. With an on-board sensor, or
2. With a remote duct mounted sensor with a remote setpoint.

#### NOTE

Remote sensors are either 10K or mV, depending on the temperature range selected.

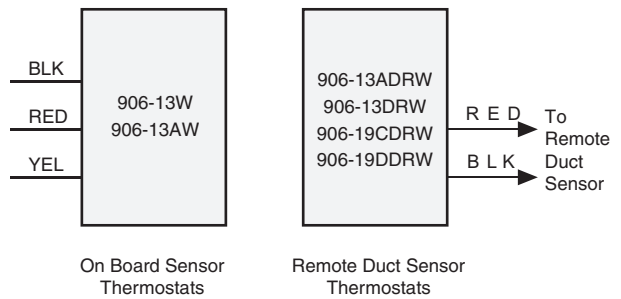
### Specifications

Class II	Low Voltage
Signal, Output	
@ 77°F, Ohms (suffix -13)	10K
@ 77°F, mV (suffix -19 only)	770 mV
Material, Thermostat	94 U.L. Rating
Leads, 10" Flying, Stripped	UL1007
13W Suffix	Std. Size
13A Suffix	Mini Size
19 Suffix	Mini Size

Model Number	°F Range	Output Signal	Use with These HCC Series Controls	Thermostat Size	Thermostat Mount	Sensor Location	Set Point
906-13W	65° - 85°	10K	744 / 901-D / 902 / 903	Std.	Vertical	On Board	Visible
906-13AW	65° - 85°	10K	744 / 901-D / 902 / 903	Mini.	Horizontal	On Board	Visible
906-13ADRW	65° - 85°	10K	744 / 901-D / 902 / 903	Mini.	Horizontal	Remote, Duct	Visible
906-13DRW	65° - 85°	10K	744 / 901-D / 902 / 903	Std.	Vertical	Remote, Duct	Visible
906-19CDRW	30° - 160°	mV	744	Mini.	Horizontal	Remote, Duct	Visible
906-19DDRW	30° - 160°	mV	901-D	Mini.	Horizontal	Remote, Duct	Visible

# Remote Duct Sensor

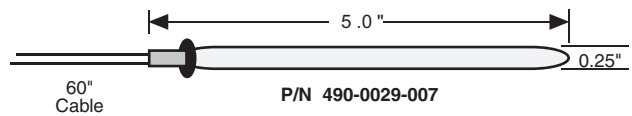
Thermostat Model	Part No. Duct Sensor	Material
906-13ADRW	490-0029-007	Thermoplastic
906-13DRW	490-0029-007	Thermoplastic
906-19CDRW	490-0037-007	Stainless Steel
906-19DDRW	490-0037-007	Stainless Steel



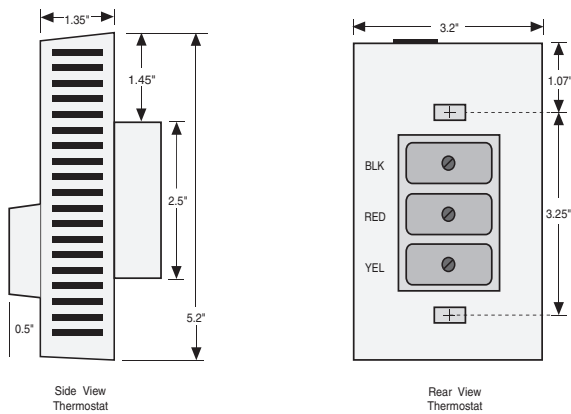
906 Series Thermostat Wiring

## Duct Sensor Mounting Procedure

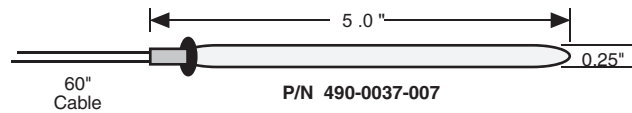
1. Drill a 5/16" size hole in the duct.
2. Remove the grommet from the sensor.
3. Install grommet into 5/16" hole.
4. Slide sensor into grommet.



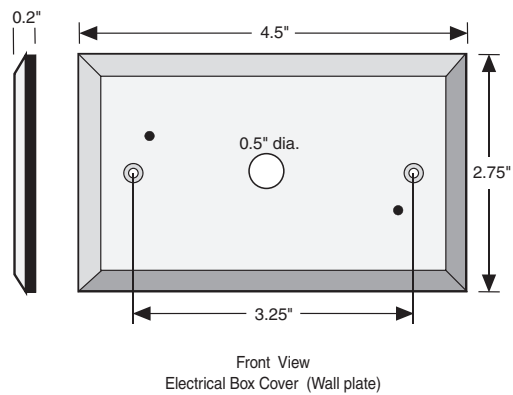
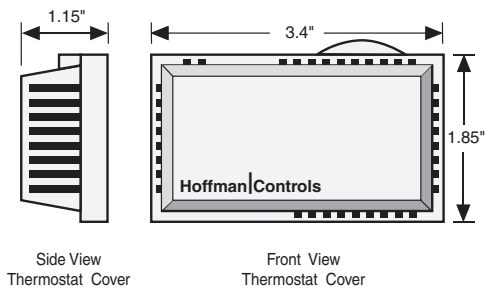
10K — Remote Duct Sensor (906-13ADRW, 13DRW)



Standard Size – Vertical Thermostat Dimensions (906-13W & 906-13DRW)



LM34 — Remote Duct Sensor (906-19CDRW & 906-19DDRW)



Miniature Size – Horizontal Thermostat Dimensions (906-13AW, 13ADRW, 19CDRW, 19DDRW)

## Hoffman|Controls