

Hoffman|Controls

Product Data

759 IMESA VDC ECM MOTOR KIT

P/N 520-1800-759



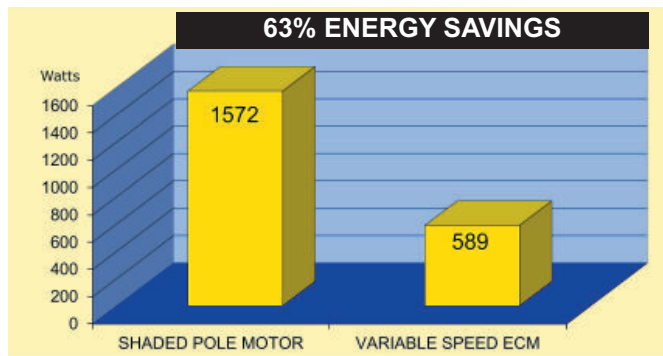
759 IMESA VDC ECM MOTOR KIT

Description

The 759 IMESA VDC ECM Motor Kit is used in conjunction with the Hoffman Controls 759-ECM Variable Speed Evaporator Fan Controller to **Optimize Energy Savings** over constant speed Shaded Pole motors in commercial refrigeration applications.

The Kit includes one 1/15HP, 115Vac, 500-1800RPM, CCW, 0-10Vdc input variable speed ECM motor, ten feet of 18AWG input signal wire and hardware for ease of installation.

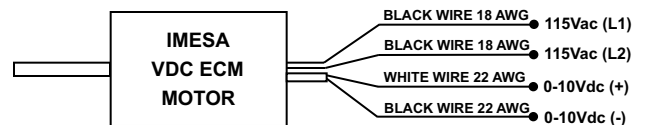
When the 759 IMESA Motor is used with the 759-ECM variable speed controller a **Remarkable 63%** or more **Energy Savings** can be achieved.



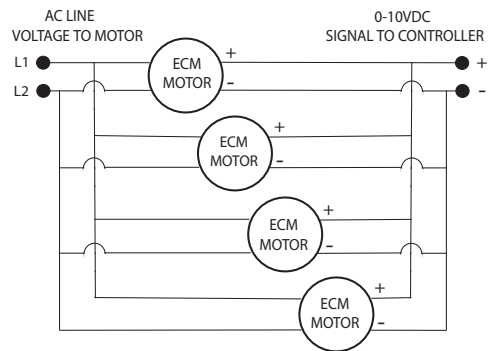
Application & Installation

The 759 IMESA VDC ECM Motor and 759 Controller can be used with new or existing equipment, can be used with mechanical or electronic expansion valves, is not refrigerant specific and can be applied to a wide range of walk in and reach in Coolers and Freezers.

Ensure system power is off and use the installed quick connect terminals to make line voltage connections. Use the supplied 18 AWG wire and wire nuts to make 0-10Vdc connections. The motor wiring diagram is shown below.



Up to twelve 759 IMESA 0-10Vdc ECM Motors can be used with one 759-ECM Controller. Note that when connecting multiple ECM motors to a single 759 Controller, the installer can daisy chain one motor to the next as shown below or directly connect up to three motors to one Vdc terminal block on the 759 Controller.



Specifications

Motor Type	ECM (dc brushless) Motor
Motor Speed	Variable, 500-1800RPM, CCW
Line Voltage	115VAC, 1 AMP, 50/60 Hz, 50W
Input Signal	0Vdc - 10Vdc, 7mA (max)
Operating Temperature	-40°C to +55°C
Dimensions (L x W x H)	4.25" x 4.25" x 6.5"
Shaft Dimensions	L=2.125", D=.312", Flat=.275"

Hoffman|Controls